

# Accessing the NH SAS Family Portal in PowerSchool


1) Log into your **PowerSchool** account at:

<https://powerschool.merrimack.k12.nh.us/public/>

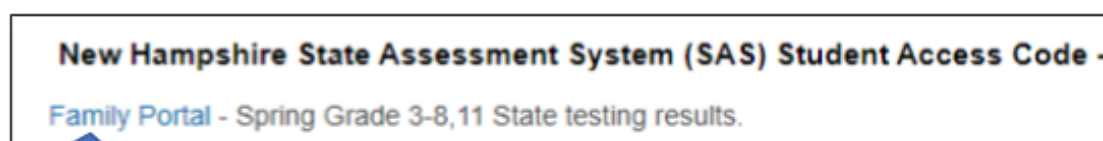


\*You can also click on the PowerSchool icon found on any of the school websites:

2) Once signed in, if you have more than one child, you can toggle between them depending on who you'd like to look up.

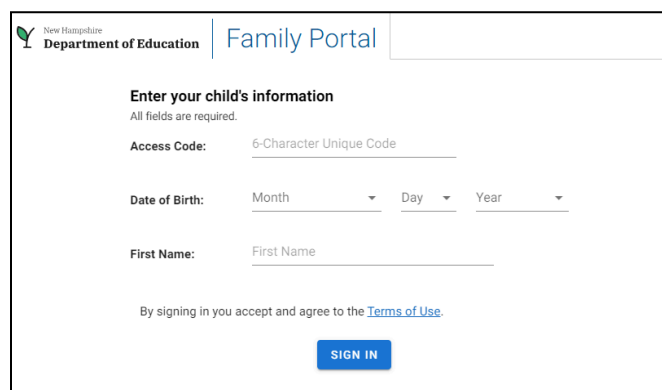


3) You'll notice the following message at the top of the page:



4) Before clicking on the **"Family Portal"** link (2), copy or make note of the special student access code (1) you'll see in the message. ***(In the above example, the code has been cut off, but that is where you will find yours. Each child will have their own unique access code)***

5) After clicking on the **"Family Portal"** link, you can enter the **Access Code**, your child's date of birth and their first name. After signing in, you'll be able to view their current NH SAS scores.

A screenshot of the Family Portal login form. The header shows 'New Hampshire Department of Education' and 'Family Portal'. The form is titled 'Enter your child's information' and includes a note 'All fields are required.' The fields are: 'Access Code' (with a placeholder '6-Character Unique Code'), 'Date of Birth' (with dropdowns for Month, Day, and Year), and 'First Name' (with a placeholder 'First Name'). At the bottom, there is a checkbox for 'By signing in you accept and agree to the Terms of Use.' and a 'SIGN IN' button.

**\*If you do not see an access code, you can email Adam Goodman for help!**  
[adam.goodman@sau26.org](mailto:adam.goodman@sau26.org)